

Three Panel Knee Immobilisers Nationally Contracted Products (NCP) Customer Report

NHS Supply Chain: Rehabilitation, Disabled
Services, Women's Health and Associated
Consumables



Three Panel Knee Immobilisers

Promedics 3-Panel Knee



Thuasne 3-Panel Knee Splint



NPC	MPC Code(s)	Size(s)
Promedics		
GRA5238	JTI/16	16"
GRA5239	JTI/18	18"
GRA5240	JTI/20	20"
GRA5241	JTI/22	22"
GRA5242	JTI/24	24"
Thuasne		
GRA4308	24000320100499	(1) Small = 16"
GRA4309	24000320200499	(2) Medium = 20"
GRA4310	24000320300499	(3) Large = 23"
GRA4311	24000320400499	(4) X-Large = 26"

Indication(s) for use:	Three Panel Knee Immobilisers function is to support and stabilise the leg in a straight, fixed position to aid in the initial healing / recovery phase of an injury. Positioned mid-thigh, through to the mid-point of the lower leg.
User instructions:	User Instructions available along with Product Information on the NHS Supply Chain Catalogue. An additional training video is available via the Promedics website. Please contact the respective supplier(s) for any further information.
Suppliers:	<p>Promedics (80%) Available at Alfreton, Bridgwater, Normanton, Maidstone and Rugby regional warehouses.</p> <p>Thuasne (20%) Available at Suffolk Park and Runcorn regional warehouses.</p>
Sustainability:	Three Panel Knee Immobilisers are single patient products which can be washed and maintained until such time that the patient requires the next stage of treatment. The metal staves can be removed for recycling and the material disposed in domestic waste or as per local recycling opportunities.

Features and Clinical Benefits

Suppliers were asked to provide a range of products which covered the sizes 16" to 24" This accounts for 96% of all Three Panel Knee Immobilisers used in the NHS. The 4% of products outside this size range remain available to purchase.

Product ranges were required to have existing sales in the NHS to provide a degree of confidence to trusts as they switch to the awarded products that they were already being used without any issues.

Products must have instructions and labelling which includes care and maintenance.

The product must not have any sharp edges which could cause damage or discomfort for the patient.

Compatibility

Product is stand-alone

Evaluated By

Organisations

All eligible products have undergone a Table Top clinical evaluation which included staff using these products in clinical practice. In addition engagement with trusts that have used these products in practice for a prolonged period including but not limited to; Calderdale & Huddersfield NHS Foundation Trust, Chelsea and Westminster Hospitals NHS Foundation Trust, East Lancashire Hospitals NHS Trust, Frimley Health NHS Foundation Trust, Gloucestershire Hospitals NHS Foundation Trust, Kent Community Health NHS Foundation Trust. Salford Royal Hospitals NHS Trust.

Roles

- Orthopaedics
- Operating Department Practitioners
- Nurses
- Advanced Practitioners
- Infection, Prevention & Control Specialists
- Emergency Department Staff.



Availability

Date available:	17 May 2021
Unit(s) of issue:	Each
Regional / national availability:	National
Examples of the product are not available for this NCP. The product and specification have already been CaPA (Clinical and Product Assurance team, NHS Supply Chain) assured and clinically evaluated by internal and external evaluation teams and customer representatives from the NHS.	N/A
Associated delists:	Please visit the web page for the full list of delisted lines.

All NHS Supply Chain Nationally Contracted Products undergo a rigorous programme of stakeholder evaluation using the Clinical and Product Assurance (CaPA) Framework <https://www.supplychain.nhs.uk/capa-framework/>, ensuring that products are safe, fit for purpose, value for money, and where possible, innovative.

Further Questions?

If you have any questions regarding the Clinical and Product Assurance (CaPA) Framework, please contact capa@supplychain.nhs.uk

If you have any questions regarding the NCP product(s) or this NCP Customer Report, please contact CustomerServiceQueries_CategoryTower5@supplychain.nhs.uk

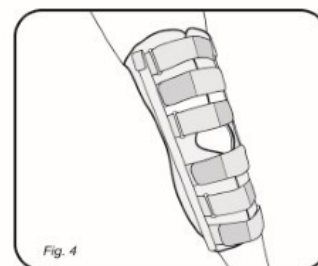
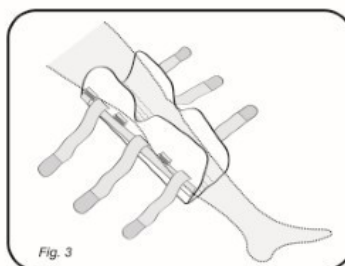
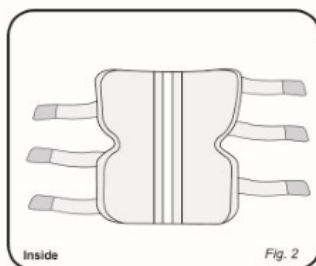
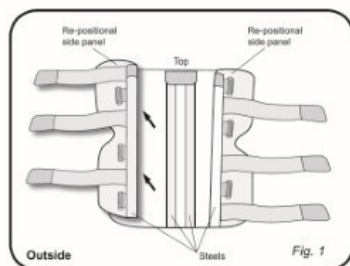
Please note: The Instructions For Use included in this report are from suppliers and are correct at the time of publication.

JTI- JURA KNEE IMMOBILISER

Fitting Instructions

Product description and performance characteristics

A Three panel knee immobilisation orthosis with straps and stays to help immobilise the knee joint



Usage Information (See diagram)

- 1) Remove the outer packaging and open all the straps on the knee immobiliser.
- 2) Position side panels to accommodate patient's leg size. (See Fig. 1)
- 3) Lay the knee immobiliser flat with the buckles and straps facing downwards. (See Fig. 2)
- 4) Immobilisation stays can be reshaped if required.
- 5) Slide the brace under the patient's leg. (See Fig. 3)
- 6) Fasten the straps to secure the brace to patient's leg. (See Fig. 4)



Washing and Care Instructions

- 1) Remove metal bars
- 2) Close over all Hook/Loop straps
- 3) Hand wash brace in cool water using mild detergent.
- 4) Rinse and dry flat.
- 5) Do not spin or tumble dry.
- 6) Do not use fabric conditioner at any time.
- 7) Before re-use, replace metal bars.
- 8) Check for any degradation that may affect use.
- 9) Periodically check Hook/Loop fasteners are operating securely and that the metal splint is secure in place

Sizes and Fit

Size	Splint Length
JTI/12	30cm – 16"
JTI/14	36cm – 14"
JTI/16	41cm – 16"
JTI/18	46cm – 18"
JTI/20	51cm – 20"
JTI/22	56cm – 22"
JTI/24	60cm – 24"
JTI/26	66cm – 26"
JTI/28	71cm – 28"

Measure wrist circumference to determine size selection

Product Composition

Nylon, Polyester, Elastane, Aluminium

Storage and Transport Conditions

Store in a cool, dry place out of direct sunlight, in the original packaging.

Recycling and Disposal

Packaging and constituent parts should be recycled or safely disposed in accordance with local or national laws.

Serious Incident

Report any serious incident to the manufacturer and the competent authority of the EU Member State in which you reside.









Indications for Use

- Conservative Treatment for knee injuries
- Maintain Knee extension following surgery
- Maintain Knee extension following Trauma
- Maintain Knee extension following soft tissue injuries

Contraindications

- Thrombosis of the deep veins of the leg and thigh
- Do not apply in direct contact with broken skin

Symbols

	Hand Wash		Dry flat
	Do not tumble dry		Do not dry clean
	Do not bleach		Single patient repeat use only
	Do not iron		Medical Device

Warnings and Precautions

We recommend the initial fitting of this brace be conducted by a suitably qualified healthcare professional who will advise the period of use.

- Carefully read all instructions and warnings prior to use.
- Follow all instructions to ensure proper performance of the brace.
- Do not use if liniments, ointments, gels, creams or any other substances have been applied to the affected area.
- Do not re-use for another patient, doing so risks cross infection and can compromise product integrity.
- Perform regular skin and circulation checks, especially patients with diabetes, vascular deficiencies and neurological conditions.
- Should any adverse reactions occur, please cease use and contact your healthcare professional or provider of this product.
- The durability of the brace may be compromised by certain factors, e.g., objects with sharp edges or damage to the hook and loop fasteners. To prevent this the hook and loop fasteners should always be fastened when the brace is not being worn or when being washed.

Promedics Orthopaedics Ltd.
Port Glasgow Industrial Estate, Gareloch Road, Port Glasgow,
Scotland, UK, PA145XH
Tel: +44 (0) 1475 746 400 | Email: enquiries@promedics.co.uk
www.promedics.co.uk



This Medical Device conforms to the requirements of Regulation (EU) 2017/745 of the European Parliament and of the council of 5 April 2017.

IFU_NOV_2020_V1



Access 3-Panel Knee Splint

Size	Floor to Hip Height		NHSSC Code	Product Length
1	50-60cm		GRA4308	16"
2	60-70cm		GRA4309	20"
3	70-80cm		GRA4310	23"
4	>80cm		GRA4311	26"

